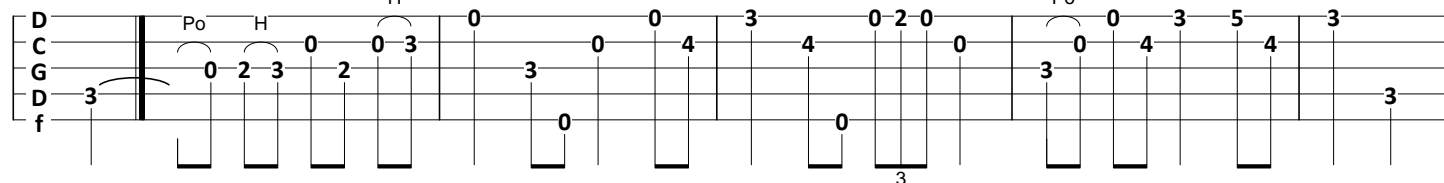


Flowers of the Morning

Ed Haley

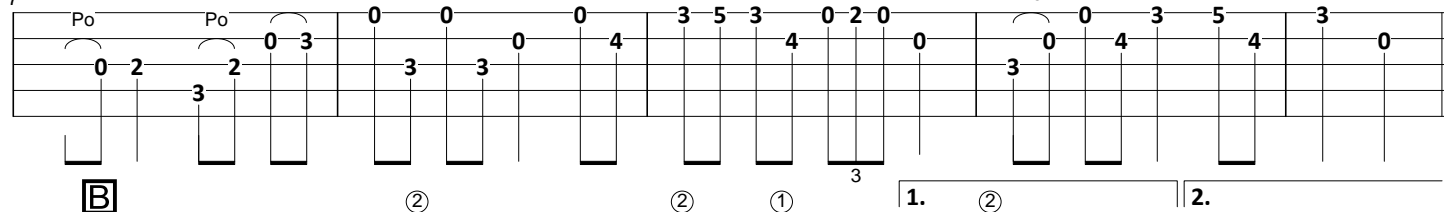
Tab by Janet Burton
Les. 18, 4/20/14
SRB tuning

A ① ③ ① ② ② ① ② ① ② ① ④ ② ① ②



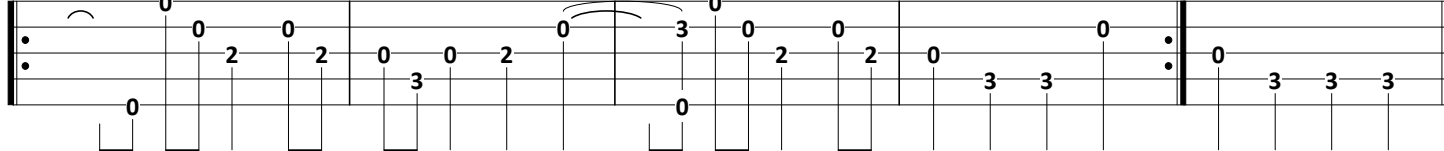
Musical notation for measures 1-6. The notation includes guitar strings (D, C, G, D, f), fret numbers (0-5), and techniques like Po (Plectrum Over), H (Harmonics), and triplets. Above the staff, circled numbers 1, 2, 3, 4 indicate fingering. A first ending bracket is shown at the end of measure 6.

7 ② ① ④ ② ①



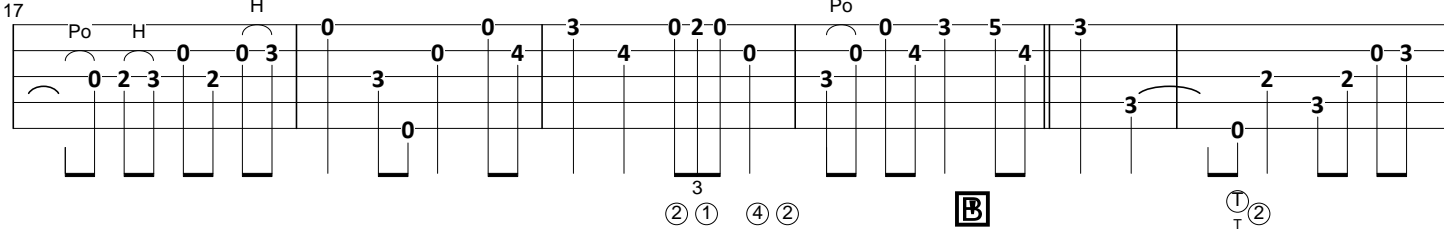
Musical notation for measures 7-11. This section includes a second ending bracket with two options, labeled "1." and "2.", spanning measures 10 and 11. Circled numbers 1, 2, 3, 4 indicate fingering.

12



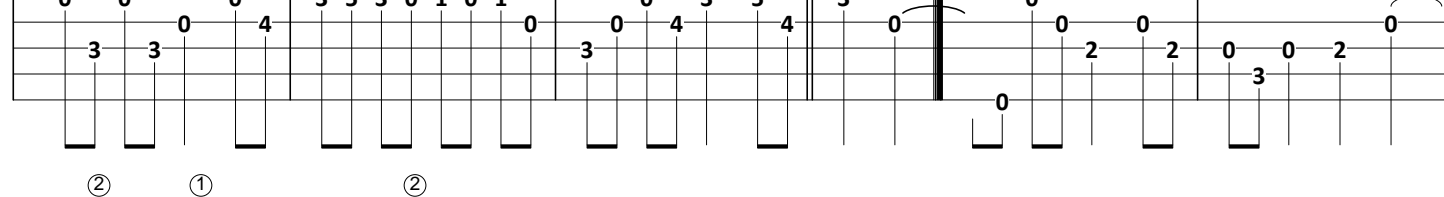
Musical notation for measures 12-16. Measure 16 features a key signature change indicated by three sharps (F#, C#, G#) on the staff lines. Circled numbers 1, 2, 3 indicate fingering.

A ① ③ ① ② ② ① ② ① ② ① ④ ②



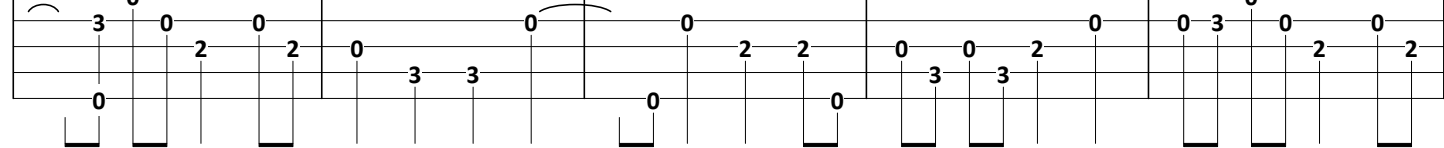
Musical notation for measures 17-22. This section includes a first ending bracket at the end of measure 22. Circled numbers 1, 2, 3, 4 indicate fingering.

23 ② ① ②



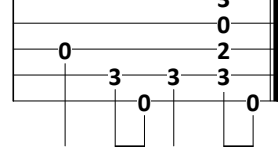
Musical notation for measures 23-28. Measure 28 includes a trill technique indicated by a vertical line with a trill symbol (T) and a circled number 2 above it. Circled numbers 1, 2, 3, 4 indicate fingering.

29



Musical notation for measures 29-33. Measure 33 includes a trill technique indicated by a vertical line with a trill symbol (T) and a circled number 2 above it. Circled numbers 1, 2, 3 indicate fingering.

34



Musical notation for measure 34, showing the final notes of the piece on the guitar strings. Circled numbers 1, 2, 3 indicate fingering.